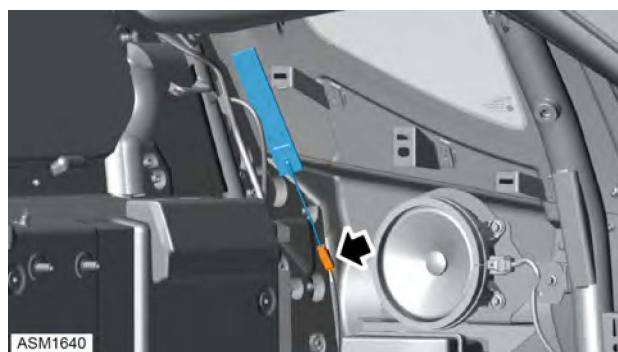


Antenna - MAM/H

Operation Code: 17274002

Removal

1. Remove rear quarter trim panel. Refer to [Rear Quarter Trim - Left Side, page 15-8](#).



2. Disconnect harness connector from antenna.
3. Remove antenna.
Antenna is secured using PT1100 acrylic tape.

Installation

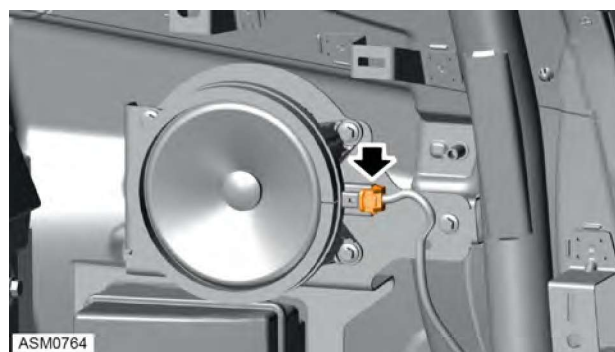
1. Installation is the reverse of removal procedure except for the following:
2. Clean surface to remove excess adhesive.
3. Renew PT1100 acrylic tape.

Subwoofer - Left Side


Operation Code: 17274302

Removal

1. Remove rear quarter trim panel. Refer to [Rear Quarter Trim - Left Side, page 15-8](#).



2. Disconnect harness connector from subwoofer.



3. Remove M6x20 bolts (x4) securing subwoofer to bracket. **Torque 3.5 Nm.**
4. Remove subwoofer.

Installation

1. Installation is the reverse of removal procedure.